

RESIDENTIAL UNDERGROUND SERVICE INSTALLATION

320 AMP, 120/240 VOLT, 3 WIRE, SINGLE PHASE.

PROVIDED & INSTALLED BY NOBLE REMC™

- 1 3 CONDUCTOR SERVICE TO HOUSE. SEE NOTE E.
- 2 NON METALLIC CONDUIT IF REQUIRED. SEE NOTE F.

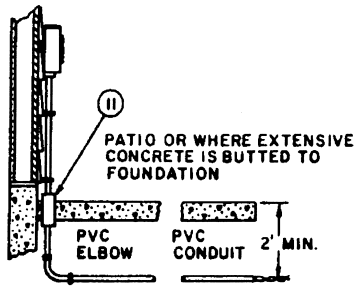
AVAILABLE FOR PURCHASE FROM NOBLE REMC-INSTALLED BY CUSTOMERS.

- 3 METER SOCKET TO BE MOUNTED PLUMB. SEE NOTE A. (320 AMP)

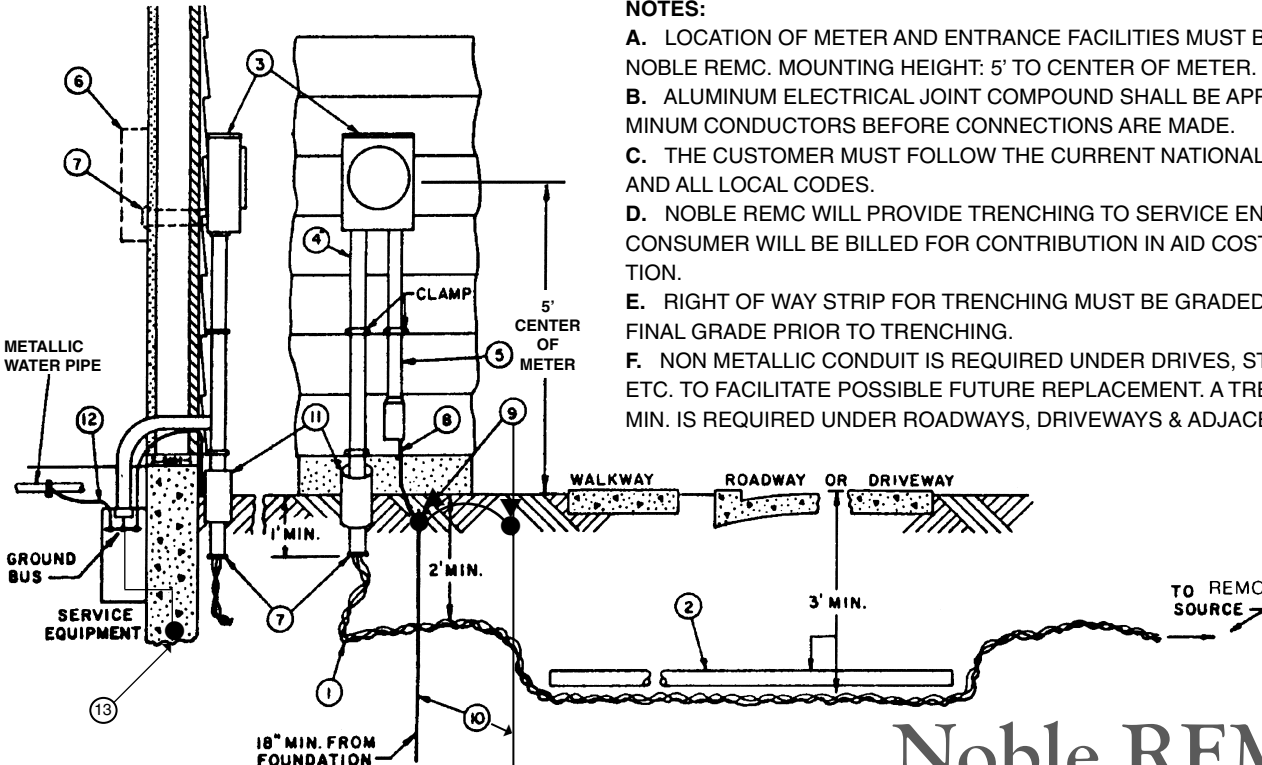
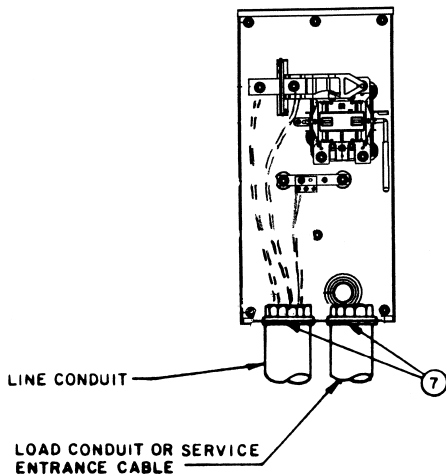
PROVIDED & INSTALLED BY CUSTOMER

- 4 LINE SIDE 3" CONDUIT & FITTINGS MAY BE GALVANIZED RIGID STEEL OR PVC SCHEDULE 80.
- 5 LOAD SIDE MAY BE SERVICE ENTRANCE CABLE OR EITHER RIGID STEEL GALVANIZED CONDUIT OR APPROVED PVC. SEE N.E.C. TABLE BELOW FOR CONDUCTOR SIZE.

SERVICE RATING	100A	150A	200A
TYPE	RISER	CONDUCTOR	SIZE
CU	#4	1	2/0
AL (See Note B)	#2	2/0	4/0



DETAIL "A"



- 6 ALTERNATE LOCATION FOR SERVICE EQUIPMENT MAY BE MOUNTED FLUSH.
- 7 CONDUIT BUSHINGS MUST BE PROVIDED.
- 8 USE #4 BARE STRANDED COPPER GROUNDING CONDUCTOR FROM SERVICE PANEL TO GROUND RODS. DO NOT ROUTE GROUND WIRE THROUGH METER BASE.
- 9 N.E.C. APPROVED GROUND CLAMP SUITABLE FOR BURIAL.
- 10 2-N.E.C. APPROVED GROUND RODS (5/8"X8'). ALLOW A MINIMUM SEPARATION OF 6' BETWEEN GROUND RODS.
- 11 IF CONCRETE IS TO BE POURED AROUND CONDUIT, USE SLEEVE TO PROVIDE CLEARANCE. SEE DETAIL A.
- 12 GROUND FROM SERVICE EQUIPMENT GROUND BUS TO METALLIC WATER PIPE, IF AVAILABLE.
- 13 GROUND FROM SERVICE EQUIPMENT GROUND BUS TO CONCRETE ENCASED ELECTRODE (FOR NEW CONSTRUCTION ONLY).

NOTES:

- A. LOCATION OF METER AND ENTRANCE FACILITIES MUST BE APPROVED BY NOBLE REMC. MOUNTING HEIGHT: 5' TO CENTER OF METER.
- B. ALUMINUM ELECTRICAL JOINT COMPOUND SHALL BE APPLIED TO ALL ALUMINUM CONDUCTORS BEFORE CONNECTIONS ARE MADE.
- C. THE CUSTOMER MUST FOLLOW THE CURRENT NATIONAL ELECTRIC CODE AND ALL LOCAL CODES.
- D. NOBLE REMC WILL PROVIDE TRENCHING TO SERVICE ENTRANCE AND THE CONSUMER WILL BE BILLED FOR CONTRIBUTION IN AID COST UPON COMPLETION.
- E. RIGHT OF WAY STRIP FOR TRENCHING MUST BE GRADED TO WITHIN 4" OF FINAL GRADE PRIOR TO TRENCHING.
- F. NON METALLIC CONDUIT IS REQUIRED UNDER DRIVES, STREETS, PATIOS, ETC. TO FACILITATE POSSIBLE FUTURE REPLACEMENT. A TRENCH DEPTH OF 3' MIN. IS REQUIRED UNDER ROADWAYS, DRIVEWAYS & ADJACENT WALKWAYS.

Noble REMC
A Touchstone Energy® Cooperative

260-636-2113 • 800-933-7362
www.nobleremc.com